

**SIMPSON****Strong-Tie**

# Plan de fixation



REV

0

REV DATE

30/07/24

DWG NAME

C\_AG713\_2D0\_NP\_JTB-FN-FR

Référence

=

AG713

Fixations

=

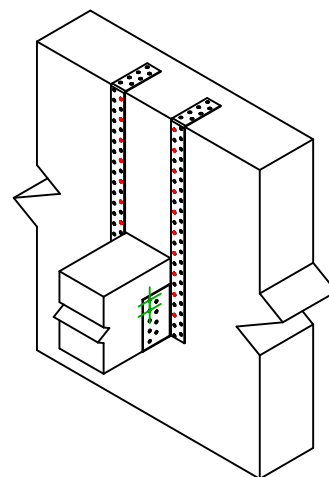
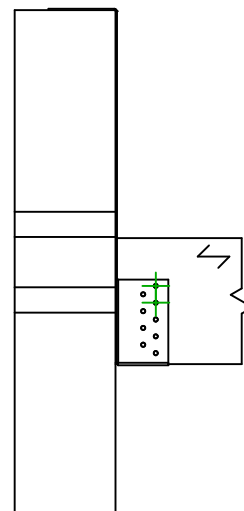
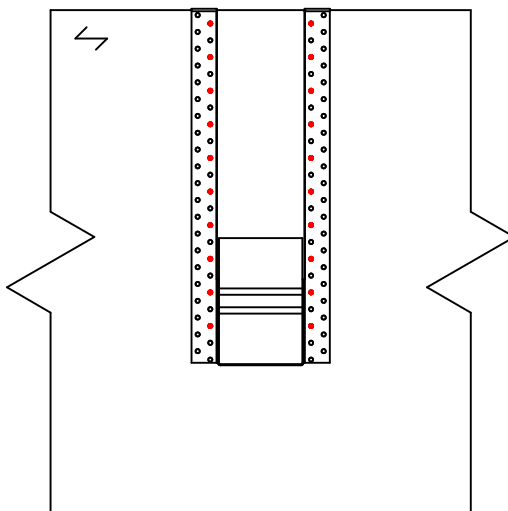
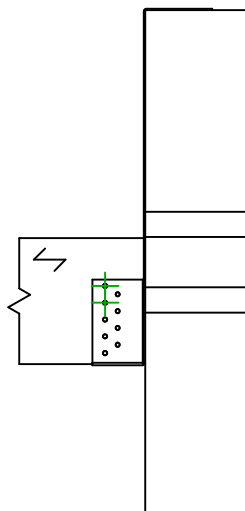
Bois sur bois

Solve sur poutre

Type de fixation

=

Clouage total

Fixation(s)  
Porteur

Symbole



Fixations

CNA  CSA  

-

Fixations

CNA4.0X35 / CNA4.0X50

CSA5.0X35 / CSA5.0X40

-

Qté

24

Fixation(s)  
Porté

Symbole



Fixations

CNA  CSA  

L &lt; 64mm

CNA4.0X35

CSA5.0X35

L &gt; 64mm

CNA4.0X50

CSA5.0X40

Qté

4