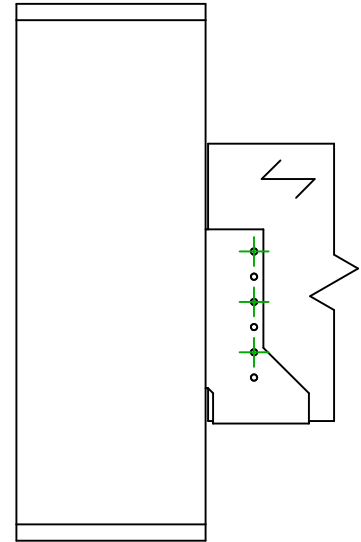
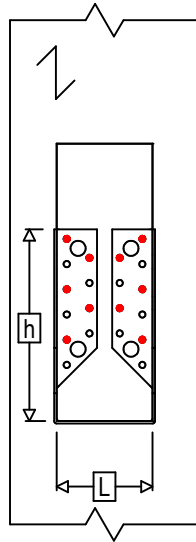
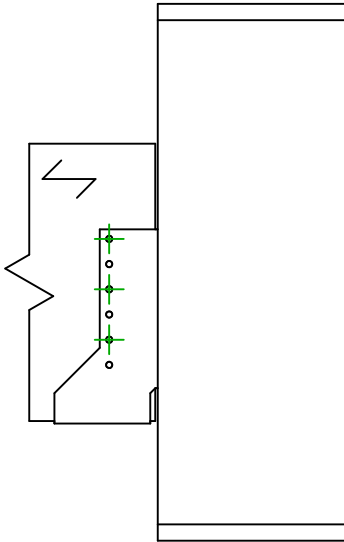
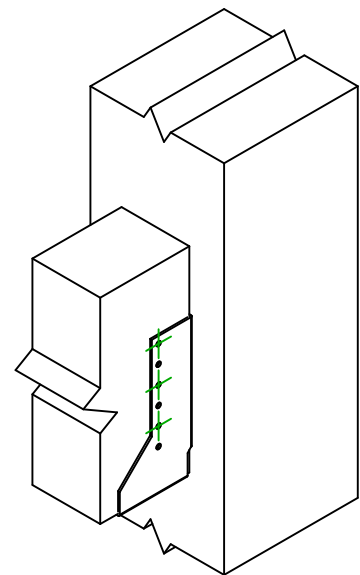




Référence =	SAIX380		
Fixations =	Bois sur bois	Solve sur poteau	
Type de fixation =	Clouage partiel		



$$h = (380 - L) / 2$$



Fixation(s)	Symbole	Fixations	Fixations		Qté	
	Porteur		CNAS	CNA4.0X35S / CNA4.0X50S		10
CSAS			CSA5.0X35S / CSA5.0X40S			
-			-			
Porté	Symbole	Fixations	L < 64mm	L > 64mm	Qté	
		CNAS	CNA4.0X35S	CNA4.0X50S		6
		CSAS	CSA5.0X35S	CSA5.0X40S		